


# Overhead lifting

Ceiling lift solutions



LUNA  
**5**  
YEAR  
WARRANTY



**WINCARE**  
N o r d i c

Luna ceiling lift / Tracks  
Spreader bars / Slings / Accessories





# Contents

- 4** Luna ceiling lift
- 6** Luna models
- 8** Luna key features
- 10** Hand control and charger
- 11** Trolley
- 12** Tracks
- 16** Door connectors
- 17** Mobile Flex
- 18** Luna Mover
- 20** Spreader bars
- 21** Powered spreader bar
- 22** Medical scales
- 23** Slings

In this catalogue we present our wide range of overhead lifting products from our Ergolet brand. This is a catalogue for your inspiration.

If you need more information on the products or technical details, we will be happy to provide you with these.

Tel.: [+45 7027 3720](tel:+4570273720)

E-mail: [info@winncare.dk](mailto:info@winncare.dk)

Web: [www.winncare.com](http://www.winncare.com)

**WINN**CARE

N o r d i c



# Luna

## ceiling lift

Patient and transfer systems



### Used worldwide

Used in hospitals, nursing homes and home care, Winncare Nordic's overhead lifting solutions are the perfect choice of moving and handling equipment for patients, the elderly and the physically challenged.



### Full room coverage

Our overhead lifting systems revolve around the lightweight and versatile Luna ceiling lift which installs in seconds and, together with our overhead tracking systems, offers optimal room coverage.



### Meeting your needs

The Luna system is used together with Winncare Nordic's overhead tracking solutions to combine **functionality and aesthetics**, making it the ideal choice to meet the growing demands for safe patient handling in the ever evolving health care sector.





**Safety  
& trust**

**LUNA  
5  
YEAR  
WARRANTY**

Because of our complete confidence in Luna's reliable performance and proven track record, we are proud to offer our customers an outstanding  
**5 year product warranty**



# Luna models

A truly  
unique  
feature!

Fixed and portable  
overhead lift in the  
same model

## Fixed and portable overhead lift - in the same model

- Just one Luna lift for either fixed or portable mode
- Saves on inventory costs, spare parts, servicing, etc.
- Changing Luna from fixed to portable mode can be done within seconds with our quick release system by simply detaching and reattaching the unit to the track
- No tools required
- Choose between 200 or 275 kg lifting load

## Portable or fixed - what's the difference?

We recommend **fixed** mode for situations where the ceiling lift is used in the same room or rooms every day. With **portable** mode the lift is easily moved from one room to another whenever it is required. This reduces costs for having to invest in a lift for every single room.



## Luna Twin - as a bariatric solution


400 kg  
lifting load

### Luna Twin - up to 400 kg lifting load


- Flexible design: Two 275 kg lifts can be converted to a bariatric 400 kg lift in a few minutes. No tools needed.
- Tender winner: Selected by Central Region Denmark, largest hospital construction project in Northern Europe.



One single  
Luna Twin  
275 kg



1



2



3  
Two Luna Twin  
400 kg

## 2 Lunas in 1 Twin

Here is how to go from 275  
to 400 kg in 5 minutes  
using no tools!

1

- Attach the distance rod between the top of the units.
- Mount the Luna units on the track and make sure that both straps are equal in length.
- Connect the twin cable to the units.

2

- Attach the distance bar on the straps.
- If needed, adjust the strap height with the hand control by pressing right or left.

3

- Attach the spreader bar with the quick lock system.
- Now you have a bariatric solution - quick and easy!





## Key features

- Weight capacity of 200, 275 and 400 kg
- One Luna only weighs 6,7 kg (without spreader bar)
- Soft start- and stop-function
- Two handles for mounting the hoist
- Safety locking system with alarm
- Cart with polyoxymethylen wheels which are quieter rolling than i.e. nylon wheels
- Cleanable surfaces
- Easy and quick to service – it only takes a few minutes!
- All functions can be controlled through the handcontrol
- Quick release mechanism for attaching & detaching the lift







# Luna hand control and charger

IPx4 hand control with screw lock connector:  
A secure and reliable mechanism to connect the hand control to the Luna lift.  
Hand control also available in IPx7



Hand control is equipped with function buttons (not membrane) and a flexible hook



Scan QR and see Luna video, product sheet, quickguide or user manual



- To charge, simply place the hand control in the wall charger
  - Luna hand control has ergonomic design and exceptional functionality.
  - Charger can be mounted on any type of wall. This ensures a permanent and stable charging station.
  - Charger can also be mounted on other Winncare products, such as Luna Trolley or Mobile Flex 2- and 4-gantry systems.
- +
- All functions can be controlled through the handcontrol - also emergency stop and reset



# Luna Trolley

## Portable trolley system for Luna unit

Using the Luna ceiling hoist in a portable mode allows for unparalleled flexibility in patient transfer situations, in both nursing homes and home care environments.

The Luna Trolley is a quick, efficient and practical means of moving the portable Luna ceiling hoist from one room to another. With the Luna Trolley, there is no need for the carer to carry the overhead lift from room to room. The smooth rolling Luna Trolley does the job for you.

The Luna Trolley provides the carer with a complete portable solution: a cradle to securely hold the Luna ceiling hoist in place, a convenient on board charger, a pouch for the Luna strap and hook attachment, and a useful pocket for carrying slings or documents. In short, a practical aid for the perfect Luna landing.




# Tracks

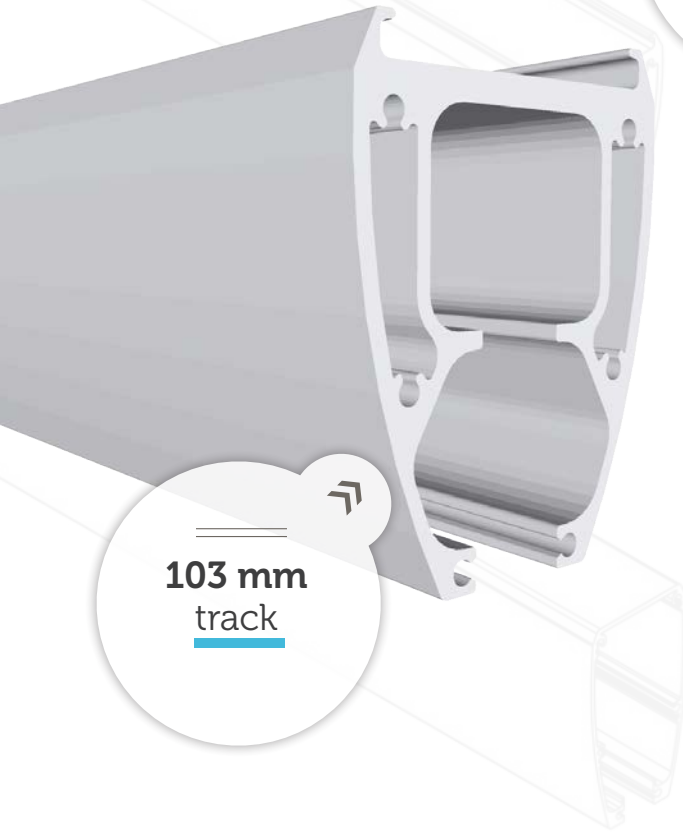
Overhead track systems for Luna: from conventional tracking profiles to our unique wall mounted E-Track, we offer a comprehensive range of flexible, rugged and easy to install tracks.

WinnCare Nordic provides multiple track solutions to accommodate the varying and challenging needs in today's health care sector. All tracks are made from long-life, powder coated aluminium.


- The low profile 75 mm track is primarily used on ceiling mounted designs, either direct ceiling mount or mounted on pendants.
- The 103 mm track is a stand-alone track used mainly for traverse tracking
- The light weight of the 135 mm track belies its strength. This track has the longest span of all the tracks from Luna and is often used as a traverse track or together with our unique door connecting system. Because of its smooth surface and edges, the 135 mm track is very easy to clean.



75 mm  
track



103 mm  
track

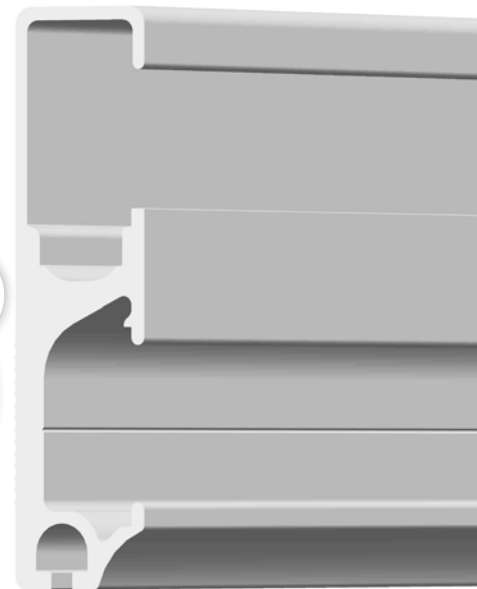


135 mm  
track






E-track



With a depth of only 25 mm, our unique E-track is a dedicated wall track profile, an attractive flat wall panel and a discreet and unobtrusive alternative to the unsightly wall and ceiling brackets that are conventionally used.

The E-track blends aesthetically into any room environment and can easily be mounted on any type of walls, including dry wall and plasterboard.

Moreover, E-track is quicker and simpler to install than conventional tracking, making it an extremely cost effective choice and the preferred professionals' selection for home and institutional settings.



Embedded track



The latest addition to our already extensive ceiling track programme, is an embedded 75 mm tracking profile. The embedded track profile is mounted into the ceiling becoming flush with the ceiling surface. This elegant profile is often a preferred choice by architects for specific building environments - for both single-track and H-track systems.

# Examples of **wall** and **ceiling** mount systems

## Many solutions

Winncare Nordic offers a wide range of ceiling track systems, straight and curved tracks, turntables and track changers, that can be easily installed in a variety of configurations to suit the demands of each individual situation.

## Unique wall tracks

Winncare Nordic's unique wall mounted E & C- tracks blend discreetly into the care environment, and are transforming the way overhead tracking is carried out. An elegant alternative to obtrusive conventional wall and ceiling brackets.









# Door connectors

If you need to transfer patients from room to room, e.g. bedroom to bathroom, our door connector is a simple and reliable solution, which also reduces the number of total lifts required. Fewer lifts creates a better working environment for the carer and safer transfer for the patient. Compact, seamless transfer, integrated into door header,

Luna's door connector is the preferred choice by architects and building contractors, because of its elegant and compact design. The door connector is suitable for most wall widths (min. 300 mm). And because it is mounted very close to the wall surface taking up little space in the room, the desired room covering area is exploited optimally.

The door connector is very compact compared to other systems on the market and does not require costly changes to the building's electrical system, as it's operated manually.

Locking and unlocking the door connector is simply done by lightly pulling on the cord. When the door connector is unlocked and the traverse is aligned with the mechanism, the system locks automatically, ready for room to room transfer. To unlock pull on the cord.





# Mobile Flex

Suitable for people who need an immediate and/or temporary lifting solution that can be easily and simply fitted, used and removed. The Mobile Flex is easy to assemble. No tools are required to adjust the height and width to provide reliable temporary solutions.

Adjusting the height via gas spring is carried out in just a few seconds providing immediate use for the carer and client.

The telescopic tracks adjust both in height and width, giving enough scope to provide lifting solutions that cover most transfer situations.

The Mobile Flex is, when combined with the innovative Luna ceiling lift, a simple and functional lifting system and the ideal choice for either home care or institutional use.

The Mobile Flex provides a lifting capacity up to 275kg thus utilizing the full range of the Luna ceiling lift.

## Mix and match

You might need a 2-post system over a bed, or a full room coverage solution with a 4-post system; no matter what your lifting requirements are, Mobile Flex is a flexible solution, which can be fitted and combined to suit your needs.



### 2-post system

Height & width adjustable

Only takes 30 minutes to assemble



### 4-post system

Full adjustable, room covering and free-standing

Only takes 1 hour to assemble

# Luna Mover

- motorised ceiling cassette



**Luna  
Mover**

Increased independence  
for residential users,  
effortless use  
for carers



Luna Mover mounted on the track



The patented integrated safety release handle allows manual transfer if needed



Easy mounting of the Luna ceiling lift



The familiar hand control with arrows indicating transfer direction



### Luna's motorised companion

The Luna Mover allows the caregiver to effortlessly power the Luna ceiling lift horizontally along the track by use of the hand control, regardless of the patient's weight or the size of caregiver.

The Luna Mover is also helpful in situations where the caregiver wants to stop the Luna ceiling lift at a specific point or if the caregiver, for some reason, needs powered assistance to move the patient along the track.

In a home care environment, Luna Mover also gives users the benefit of increased independence. If a user can put on the sling independently they can then, via the hand control functions, transfer themselves, e.g. from bed to chair.

The Luna Mover is powered and controlled by the Luna ceiling lift, which means no extra charging cables. Simply connect the two units with the supplied cable. It is also fitted with a patent pending safety system which, if needed, can be unlocked by using the integrated safety release handle. After unlocking, the Luna Mover can be then manually moved along the track.

The Luna Mover from Ergolet is manufactured to meet the same high standard of functionality and design as our classic Luna IPx4, and therefore carries Ergolet's unique 5-year warranty.

SWL (Safe Working load) 275 kg



# Spreader bars

A complete range of spreader bars in various sizes and models to suit all care needs and transfer situations. All spreader bars are equipped with our patented sling hook system.

The 2-point spreader bar is best suitable for a standard transfer. It is available in 3 widths.

If clients have special transfer needs, there are options such as the unique V shaped 3-point spreader bar, which increases the distance between the shoulder strap section and the leg strap section, opening up the sling for a more comfortable lift.

In other situations it will be more suitable to use one of our 4-point spreader bar solutions. We have 2 different types: There is our standard 4-point, H-shaped spreader bar suitable for bariatric patients.

Another H-shape configuration is achieved by combining our standard 2 point spreader bar with a set of our smaller 2 point spreaders bars, by mounting these on either side, to create an alternative 4-point, H-shaped design for bariatric use.

By using our 3-point or one of the 4-point spreader bar solutions, you will have a more open and flexible transfer, especially suitable for large or bariatric clients with special lifting needs.

## Key standard functions

Extensive range for specific and general use Easily interchangeable to allow for multiple use. Patented sling hooks on all spreader bars

Can be used on both mobile lifters and ceiling lifts.





Our one-of-a-kind,  
patented powered spreader  
bar for ceiling hoists

Turns 360° without twisting or  
tangling the strap and wires.  
Weight capacity: 275 kg



# Powered spreader bar

The new 3-Point Powered Positioning Spreader Bar provides increased flexibility to optimally position and reposition the patient during transfer. Users can be moved from a semi-lying position and seamlessly repositioned to an upright position, or vice-versa.

## An all-in-one flexible solution

The spreader bar can help to facilitate the correct positioning of the user in the chair, for transfers from bed to chair. You will not need to use the positioning and tilt functions of either the bed or the chair - the spreader bar does all the work!

## Full focus on the user and the user's needs

The 3-Point Powered Positioning Spreader Bar provides the opportunity to ensure the correct position of the user throughout the transfer - for example, if the user needs a more open seat angle. It also provides the caregiver good opportunity to have eye contact with the client.

## Patented solution

The 3-Point Powered Positioning Spreader Bar has a patented swivel and tilting mechanism which prevents tangling and twisting of the ceiling lift's strap. The spreader bar must be used with the 2 channel Luna model and specially designed sling with clips.



# Medical scale

Our scales are approved for medical use and designed to weigh disabled patients, while positioned in a sling. The weighing capacity is up to 300 kg and is used for our 200 and 275 kg Luna ceiling lift. The scales have an accuracy of 0,1 kg.

The medical scales both have a big screen and multiple functions including **On/Off/Zero/Tare** button and **Hold** button.

With the function **Hold** it is possible to sample 5 to 10 sets of reading and analyse the discrepancy.

The **Tare** function makes it possible to subtract additional weight like clothing from the total weight.

We can also provide you with a 400 kg weight scale for the Luna Twin solution.



Medical scale for  
Luna ceiling hoist



Medical scale with  
double spreader bar



## Medical scale with double spreader bar

The double spreader bar is the perfect solution if you are looking for a highly flexible portable solution, which can be fitted to practically any manufacturer's mobile or ceiling lift.

In addition, the easy to use mounting strap and bracket is width adjustable to accommodate for different sizes of spreader bars.



The weighing  
capacity is up to  
300 kg.

# Slings

-for safe and comfortable transfer

Using materials of only the highest quality, our specially designed slings cover every transfer need and are available in a wide range of sizes from paediatric to bariatric.


One of our most popular slings providing excellent support, comfort and fit, is the Universal Comfort sling which - like most of our full sling models - comes in both polyester and polyester mesh and with or without head support.

If in need of a high hygienic standard, we recommend our new disposable version of the Universal Comfort sling. We also have slings specially designed for toileting, walking and standing.

See our sling brochure for a complete overview of our sling solutions.







Do you have questions about one or more products in this brochure or would you like to know more about Winncare Nordic's solutions for patient lifting, hygiene, beds, mattresses and cushions, please feel free to contact us at any time.

Tel.: +45 7027 3720

E-mail: [info@winncare.dk](mailto:info@winncare.dk)

Web: [www.winncare.com](http://www.winncare.com)

**WINCARE**  
N o r d i c